

EYE & LIP BEAUTY PEN

Wrinkles Specialist – Eye & Lip Treatment

“Whenever, wherever”



EYE & LIP BEAUTY PEN MASSADA

EYE & LIP BEAUTY PEN - FEATURES



- **CONCEPT:** “*whenever, wherever*” perfect to carry on the bag
- **ERGONOMIC** (*easy fitting*)
- **PERSONALIZED EFFICACY.** Improves the absorption of Massada products depending on every need.
- **2 METHODS OF USE**
 1. Ionization + Vibration
 2. Ionization + Vibration + Heat

EYE & LIP BEAUTY PEN – POWER EFFECTS

Its **ergonomics** allows to work directly on the energetic points in an effective way:

- **Direct effect on the muscles** responsible for expression wrinkles, eyelid drooping.
- **Effect on blood and lymphatic circulation:** oxygenates the area, improves puffiness and dark circles under the eyes.

CLIENT: Use at home

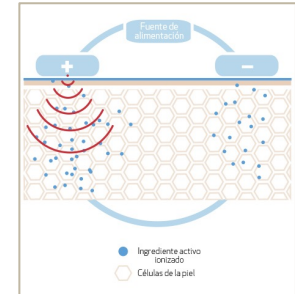




EFFECTS

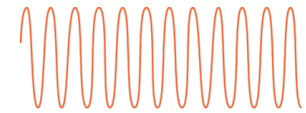
IONTOPHORESIS

Penetration of actives by ion exchange



HIGH FREQUENCY VIBRATION

Activate circulation & celular communication

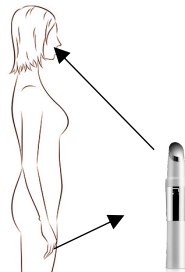


THERMAL EFFECT

The speed of penetration and action of the product



HOW TO APPLY?



Closed circuit for activation of the electrical circuit. In the cabin, touch the client with the free hand.



EYE & LIP BEAUTY PEN – EXCLUSIVE TREATMENT

Closed circuit for activation of the electrical circuit. In the cabin, touch the client with the free hand.

MASSADA

FACIAL TREATMENT PRODUCTS

MASSADA BOOSTER EFFECT TREATMENT

EYE & LIP BEAUTY PEN
Wrinkles Specialist, Eye & Lip
Treatment



"Whenever, wherever"



30 min

Purpose Promote specific actions in very specific and personalised areas, each case being a different treatment for each of our clients.

Teach how it is applied and how it works to customers who purchase the Massada **Eye & Lip Beauty Pen** accessory.

- Indications**
- **Eye Contours:**
 - Wrinkles
 - Buggy
 - Eyes
 - Dropping eyelid
 - **Lip contours:**
 - Rictus
 - Contour wrinkles
 - **Wrinkles in general:**
 - Mainly neck and neckline
 - Wrinkles in the facial area

Main active principles

- | | |
|-----------------|-----------|
| Shea butter | Horsetail |
| Hyaluronic Acid | Jojoba |
| Pearl powder | Rosehip |
| White Tea | Avocado |

EYE & LIP BEAUTY PEN – EXCLUSIVE TREATMENT

CABIN: Exclusive professional application. Activate energetic points before working other alterations such as wrinkles, bags, dark circles, ...



ENERGY POINT	EFFECT
GV 26	works on the orbicularis oris muscle.
CV 24	
E 4	works on the masseter and orbicularis labii muscles
E 2	Works on the lip elevator and decongests the eyes
TR 23	Reduces crow's feet wrinkles in the area
BV 1	Prevents crow's feet / Reduces inflammation
YINTANG (Y)	Works on the occipitofrontalis muscle
YUYAO	Works on ptosis of the eyelid



**APPLICATION
ADDITIONAL MODES
APPLICATION WITH
MASSADA PRODUCT**



RECOMMENDED USE TIME AND TIMES PER WEEK

RECOMMENDATIONS	TIMES PER WEEK	TIME (minutes)
Initial treatment 30 days in a row	7	5 MIN /DAY
Maintenance*	2/3 A WEEK	3 - 5 MIN (EACH TIME)

**Can be used continuously without the need for maintenance.*

All recommendations will be guided by the professional, who will recommend the appropriate method and the products with which it should be used, according to the needs of the client.

AREAS OF APPLICATION:

- Orbicularis Oculus
- Orbicularis Labii
- General wrinkles: face – neck – neckline

ACTIONS AND MODES OF USE

ACTION/AREA		PRODUCT REQUIRED	MODE OF USE
• EYE CONTOURS	• EYE BAGS	<ul style="list-style-type: none"> • Anti-ageing Pearls Eye Contour • DNA Nature 5 in 1 Eye Contour 	STANDARD MODE: 2 minutes 30 seconds for each eye
	• DARK CIRCLES	<ul style="list-style-type: none"> • Anti-ageing Pearls Eye Contour • DNA Nature 5 in 1 Eye Contour • Bio Cellular Total Eye Contour 	1 ^o HEAT MODE: 1 minute/eye 2 ^o STANDARD MODE: 2 minute/eye
	• PTOSIS (DROOPY EYELID)	<ul style="list-style-type: none"> • Anti-ageing Pearls Eye Contour • DNA Nature 5 in 1 Eye Contour 	
	• WRINKLES	<ul style="list-style-type: none"> • Eye & Lip Contour Lifting Hyaluronic Acid • DNA Nature 5 in 1 Eye Contour • Advanced Eye Contour Care 	1 ^o HEAT MODE: 2 minutes 30 seconds for each eye 2 ^o STANDARD MODE: 1 minute/eye
• LIP CONTOURS		<ul style="list-style-type: none"> • Lotus & Silk Redensifying Intensive Mask (do not apply to eye contours) • Lip contours: Lip Lines Volumising Filler Night • Eye & Lip Contour Lifting Hyaluronic Acid 	1 ^o HEAT MODE: 3 minutes 2 ^o STANDARD MODE: 2 minutes
• GENERAL WRINKLES		<ul style="list-style-type: none"> • Serums: Lifting AH/ Massmed (Pure Hyaluronic and Fast & Profound) / DNA Nature / Pearl Perfection / Neluhm • Neck and Neckline Rejuvenating Cream / Bust Beauty Bust Firming Gel • DNA Nature Skin Repairing Bio Facial Mask • Lotus & Silk Redensifying Intensive Mask • Hyaluronic Acid Lifting Mask 	1 ^o HEAT MODE: 3 minutes 2 ^o STANDARD MODE: 2 minutes.



Reference: AC999

39,50